




Scout Participant Handbook

Version 1.0

1 Contents

1	Contents.....	2
2	Welcome to OneCamp 2023 - Eclipse	3
2.1	Contact.....	3
3	Code of Conduct.....	4
3.1	Be Respectful.....	4
3.2	Do What is Right	6
3.3	Believe in Yourself	6
4	OneCamp Units.....	7
5	Youth Leading, Adult Supporting.....	9
5.1	Unit Leader	9
5.2	Patrol Leader	9
6	Daily Schedule.....	10
7	Villages.....	11
8	Lost Property	12
9	Site map	12
10	Menu.....	13
11	Health & Wellbeing.....	13
11.1	Rest.....	13
11.2	Hydration.....	14
11.3	Handwashing.....	14
11.4	Washing and Showers.....	14
11.5	Care of personal gear	14
11.6	Medication management.....	15
11.7	Updating your personal information	15
12	Suggested personal gear list.....	16
13	Mobile devices.....	17
14	Program	17
14.1	Activity waivers.....	17
14.2	Mini Expeditions	17
15	Merchandise	18
15.1	Shop.....	18
16	Travel arrangements.....	18
17	Feeling safe in Scouting	19



2 Welcome to OneCamp 2023 - Eclipse

We're counting down the days till hundreds of young people descend on Swan Valley Adventure Centre for OneCamp 2023 - Eclipse!

We've had an outstanding response to the event, with 170 Joey Scouts, 480 Cub Scouts, 570 Scouts, 200 Venturer Scouts and 20 Rover Scouts from WA, Girl Guides and interstate. Plus, we've got a huge 470 adults who will be supporting everyone throughout their OneCamp experience.

Western Australia is the best place on the planet to see the total solar eclipse in April 2023! Just as the sun, moon and earth align, OneCamp 2023 – Eclipse will unite our age sections as we share out-of-this-world Scout adventures.

Participants will have the chance to embrace all that Scouting has to offer. The exciting part is building your own program to experience all OneCamp has to offer. Venturer Scouts and Rover Scouts get the opportunity to head off on a range of Expeditions - watching the staircase to the moon in Broome, exploring the region of Dwellingup or seeing the cute Quokkas on Rottnest, imagine sailing the open seas on the Leeuwin Sail Training Ship or heading down to Esperance & Albany. The Scouts are lucky to embark on a Mini Expedition to focus on sailing, paddling, science, and Innovation, hiking or outdoor adventure skills.

Back on site we have a range of activities from exploring different Special Interest Areas, Outdoor Adventure Skills and don't forget the evening entertainment.

The entire program has been put together by our Design Squad – a group of Scouts WA youth members from across Western Australia!

Thanks for joining us on our first ever all sections camp.

We can't wait to see you onsite at OneCamp 2023 - Eclipse!

Yours in Scouting,


OneCamp Event Team

2.1 Contact

Please direct all questions to your OneCamp Line Leader in the first instance, and then onecamp@scoutswa.com.au if further assistance is required.

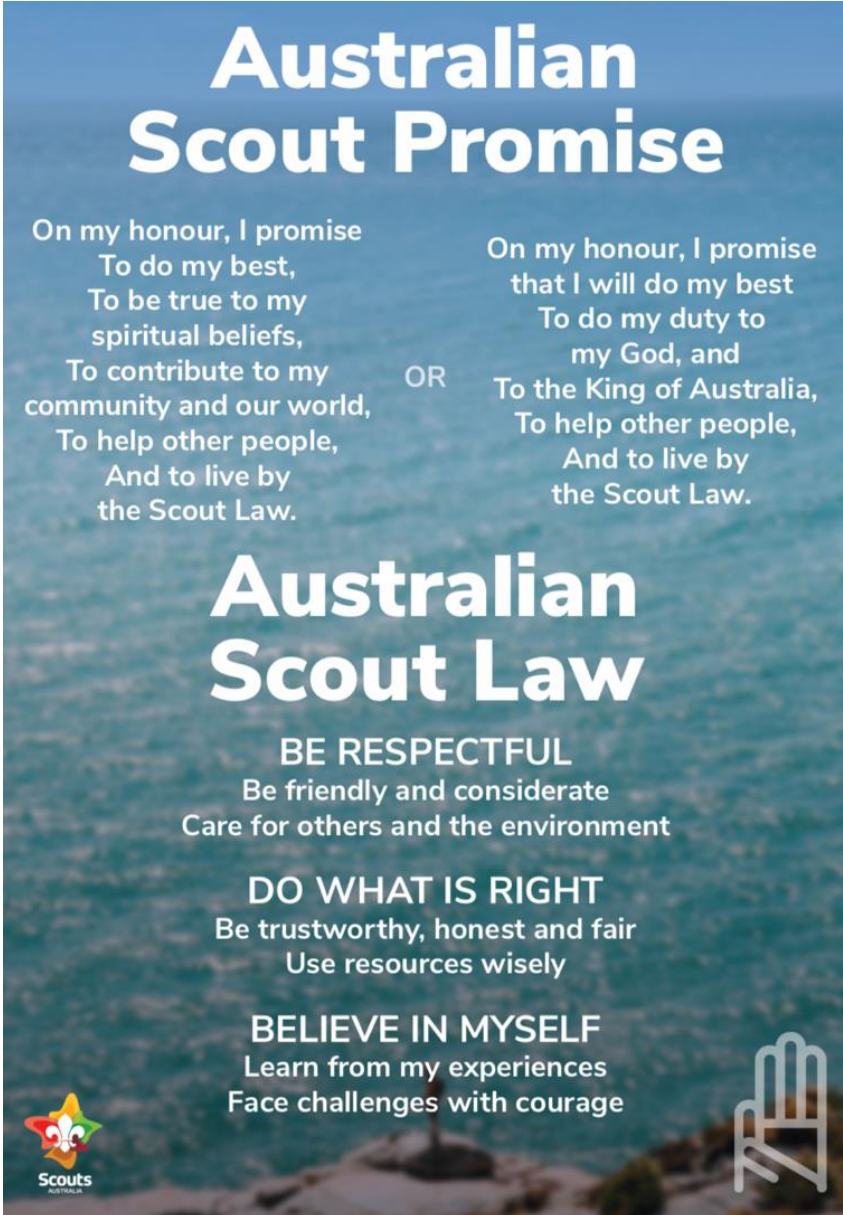
The onecamp@scoutswa.com.au email address will be operational throughout the event and will be monitored on a daily basis by the Event Team

You can contact us during the event by calling the Event Operations Centre on **08 6240 7777**.



3 Code of Conduct


Scouts are reminded that the Scout Law and Promise always applies during OneCamp 2023. The code of conduct outlined below is intended to create a safe space for everyone at OneCamp.

A poster with a blue background featuring a blurred image of a person on a rock in the ocean. The text is white and centered. At the top is the title 'Australian Scout Promise'. Below it are two versions of the promise, separated by 'OR'. The first version is: 'On my honour, I promise To do my best, To be true to my spiritual beliefs, To contribute to my community and our world, To help other people, And to live by the Scout Law.' The second version is: 'On my honour, I promise that I will do my best To do my duty to my God, and To the King of Australia, To help other people, And to live by the Scout Law.' Below the promises is the title 'Australian Scout Law'. Underneath are three sections: 'BE RESPECTFUL' with sub-points 'Be friendly and considerate' and 'Care for others and the environment'; 'DO WHAT IS RIGHT' with sub-points 'Be trustworthy, honest and fair' and 'Use resources wisely'; and 'BELIEVE IN MYSELF' with sub-points 'Learn from my experiences' and 'Face challenges with courage'. In the bottom left corner is the Scouts Australia logo, and in the bottom right corner is a white line-art icon of a hand with fingers spread.

3.1 Be Respectful

This code of conduct relies on an understanding of consent. In Scouts WA we hold that:

1. Consent has a legal meaning. Where sexual activities are concerned, a person may not legally consent until they have achieved 16 years of age in WA; a person is also considered unable to consent if their judgement may be impaired by drugs, alcohol or fatigue.
2. During the event this also includes is no physical or sexual interaction of any kind between children aged 17 and under with members aged 18+. This includes those already in existing relationships.



3. Consent is given freely and voluntarily. This means that consent is not given where there is any coercion; or where negative consequences of withholding consent are real or imagined.
4. Consent is clear, unambiguous, positive, and enthusiastic. Receiving no response is not consent. Reluctant acceptance and/or submission is not consent.
5. Consent and sexual activity. Any unwanted sexual activity, or unwanted touching of a person's body by another person may be sexual assault. For example, it can include kissing or inappropriate touching of a person's breasts, bottom or genitals, or even performing a sexual activity in front of another person.

At all Scouts WA activities, respecting others means that all members, youth and adult are entitled to privacy.


6. **Physical privacy.** All members are entitled to have their personal space respected, and members must not make physical contact with any person, or their belongings without clear and unambiguous consent. Scouts WA expects every member to have their own bedding and to respect bedding belonging to someone else as that person's personal space. It is the position of Scouts WA that Scouting activities are not an appropriate place for sexual activities.
7. **Visual privacy.** All members are entitled to have privacy for themselves and their belongings and must respect the privacy of others in return. This means that without consent it is not appropriate to observe them as they conduct private activities. It is not appropriate to search their belongings, or speak to others about what we have seen, deliberately or accidentally.
8. **Audible privacy.** All members are entitled to have privacy and must respect the privacy of others. This means that without consent it is not appropriate to listen to them as they conduct private activities or conversations. It is not appropriate to speak to others about what we have heard, deliberately or accidentally.
9. **Digital privacy.** Taking and sharing of intimate photo or videos of young people is a crime. Regardless of age, taking intimate photo or videos without consent is a crime, and sharing of intimate photo or videos without consent is a crime. For information about image based abuse, you can visit the e-safety website (<https://esafety.gov.au/image-based-abuse>).

Respect for others in this context means respecting their privacy; respecting the decisions that they make in providing consent; and respecting their emotional and mental health.

Respect for others includes respecting legal and ethical obligations of the organisation, its Leaders and other youth members.

Respecting others and the program:

1. As a member you should show respect to yourself, as well as all other members, Leaders, volunteers and external operators, as well as the members of the public.
2. You should respect the environment and community where OneCamp is held.
3. Bullying, discrimination, harassment or assault of any kind has no place in Scouting. You should not engage in any of these activities, and are encouraged to report any instances of this to a trusted adult.
4. You should comply with all reasonable directions from supporting adults and external operators.
5. You will have decent amount of freedom during the event; however, there are many points when it very important to be at the right place at the right time (especially for



transport). If you are asked to be somewhere, you have a responsibility to be there at the right time and follow all instructions.

Failure to follow this code of conduct will result in disciplinary action. Depending on the severity of the offence, possible actions could range from missing activities to being sent home at your own expense. Not knowing the code of conduct is never an excuse and it is your responsibility to know and understand these rules that are put in place to keep the event safe.

Remember to have fun and make the most of your time here, it's not just a two-night camp so don't burn yourself out, look after your physical and mental wellbeing, and look out for the other members, they are your friends, and the event will be far more enjoyable together.

3.2 Do What is Right


Event participants are trusted to follow the rules and ensure that others also follow these rules. In this instance it may mean reminding our friends that their behaviour is inappropriate or reporting that behaviour by speaking with a trusted adult.

Doing what is right may include seeking assistance for others who have been using drugs or alcohol.

3.3 Believe in Yourself


If you would like support in discussing, challenging, or reporting inappropriate behaviour, please speak with a trusted adult or a member of the Health & Wellbeing Team.

Should you wish to report a matter that is concerning you anonymously, you can call the Event Operations Centre on (08) 6240 7777.




4 OneCamp Units

Village One	Emu in the Sky	Units 101-104
101	James Clarke	Midland Scout Group Mundaring Scout Group Gidgegannup Scout Group
102	Mike Everitt	Geraldton Scout Group Hern Hill Scout Group Darlington Scout Group Mindarie Scout Group
103	Colin Schotte	Ballajura Scout Group Beechboro Scout Group Bullsbrook Scout Group Carramar Scout Group Woorree Scout Group
104	Gavin Aspinall	Butler Scout Group Ellenbrook Scout Group Wanneroo Scout Group
Village Two	Orion the Hunter	Units 201-203
201	Dani Hage	Cambridge Scout Group Karratha Scout Group
202	Grant Coopes	Floreat Scout Group Pelican Pt Scout Group Duncraig Scout Group
203	Lee Hutcheson	Cottesloe Scout Group Newman Scout Group Subiaco Scout Group
Village Three	The Southern Cross	Units 301-308
301	Kevin Burbidge	Bayswater Sea Scout Group 1 st Darwin Sea Scout Group
302	Sarah Hamilton	Hampton Park Scout Group Buddha's Light International Association Scout Group VIC
303	Amanda Abbott	Northam Scout Group WA Lone Scout Group Walliston Scout Group
304	Travis Creusot	Gingin Scout Group Kalamunda Scout Group
305	Tonia Barker	Greenwood Scout Group Beldon Scout Group Mullaloo Scout Group Karrinyup Scout Group
306	Gordon Dorant	Kinross Scout Group Kununurra Scout Group Wembley Downs Scout Group
307	Craig Symons	Daniella Scout Group Hamersley Scout Group Joondalup Scout Group North Beach Scout Group Scarborough Scout Group
308	Graeme Stickland	Warwick Scout Group Padbury Scout Group



Village Four	The Milky Way	Units 401-408
401	Melissa McCabe	Baldivis Scout Group Manjimup Scout Group Maddington Scout Group Busselton Sea Scout Group Southern River Scout Group
402	Kaylene Bellotti	Liddelow Scout Group Margaret River Scout Group
404	Michaela Raccenello	Donnybrook Scout Group Kwinana Scout Group Warnbro Scout Group VIC Eden Hills - SA
405	Nina Salib	Bibra Lake Scout Group Bunbury Sea Scout Group
406	Michael Smithers Stephen Foulis	Atwell Scout Group Byford Scout Group Roleystone Scout Group
407	Pete Edwards	Carey Park Scout Group Armadale Scout Group Collie Scout Group Fremantle Sea Scout Group Kelmscott Scout Group Westfield Scout Group Leschenault Scout Group
408	Colleen Grant	Girl Guides
Village Five	The Seven Sisters	Unit 501 – 508
501	Vanessa Ormonde Lisa Goddard	Salter Point Sea Scout Group Canning Sea Scout Group Whaleback Scout Group NSW
502	Nicole Smith	Riverton Scout Group Esperance Scout Group DMK
503	Brenda Clarke	Boulder Scout Group Rossmoyne Scout Group Victoria Park Scout Group
504	John Patten	Willetton Scout Group Carlisle Scout Group
505	Miles Ebert	Waylen Bay Scout Group Plantagenet Scout Group
506	Hayley King	Bullcreek Leeming Scout Group Attadale Scout Group Albany Scout Group
507	Cristina Coelho	Bateman Winthrop Scout Group Falcon Scout Group Willagee Kardinya Scout Group SA
508	Ella Maesepp	Katanning Scout Group Mandurah Scout Group Denmark Scout Group TAS



5 Youth Leading, Adult Supporting

There are two roles specifically for young people in every OneCamp Unit – Patrol Leaders and a Unit Leader. A Unit Leader will be a member of a Patrol – they could even be a Patrol Leader too!


These role descriptions are intended as a guide. The OneCamp Unit Council should be involved in decisions around how roles are allocated within the OneCamp Unit.

5.1 Unit Leader

Position:	Unit Leader
Type:	This position is for a Youth Member
Plan>	<ul style="list-style-type: none">▪ Participate and represent their Unit in pre-OneCamp events, such as online briefings or site visits.▪ Assist the adult Leaders in developing a Unit-based approach to the event (e.g. Unit code of conduct).
Do>	<ul style="list-style-type: none">▪ Run meetings of the Unit Council whilst at OneCamp▪ Attend meetings with other Unit Leaders and the OneCamp Event Team to communicate feedback for improving the event.▪ Be a member of a Patrol and fully participate in the OneCamp Program.▪ Assist the adult Leaders in improving and adapting the Unit's approach to the camp, providing a youth perspective to the running of the Unit.▪ Be an exemplary role model for all those in your OneCamp Unit.
Review>	<ul style="list-style-type: none">▪ Support the Review> process in their OneCamp Unit.▪ Review their experience as a Unit Leader to inform future events (super important as appointed Scouts will be the inaugural OneCamp Unit Leaders).


5.2 Patrol Leader

Position:	Patrol Leader
Type:	This position is for a Youth Member
Plan>	<ul style="list-style-type: none">▪ Attend the online pre-OneCamp Patrol Leader briefing on Zoom.▪ Organise a Patrol meeting (face-to-face or online) to decide the Patrol's activity preferences.▪ Submit the Patrol's activity preferences by the deadline.
Do>	<ul style="list-style-type: none">▪ Attend Unit Council meetings.▪ Support your Patrol to undertake Duty Patrol responsibilities on the specified day.▪ Fully participate in the OneCamp Program.▪ Be an exemplary role model for all those in your OneCamp Unit.
Review>	<ul style="list-style-type: none">▪ Support the Review> process in their Patrol (e.g. encourage Patrol members to update Terrain after OneCamp).









6 Daily Schedule

Time	Activity	Location
6:30am – 8:00am	Breakfast	Campsites for Units Dining Hall for Event Staff
8:00am – 9:30am	Adventure buses depart	Bus Zone
8:30am	Mini-Expedition buses depart (12 Apr, 14 Apr, and 16 Apr)	Bus Zone
8:00am	Hub opens	Hub
8:00am	Onsite activities commence (AM session)	Onsite activity zones
9:00am	Line Leader meeting	Event HQ
10:00am	Event Team meeting	Event HQ
11:00am	Health, Wellbeing, Risk and Safety meeting	Event HQ
11:30am	Onsite activities conclude (AM session)	Onsite activity zones
11:30pm-1:00pm	Lunch	Campsites for Units Dining Hall for Event Staff
1:00pm	Onsite activities commence (PM session)	Onsite activity zones
2:00pm	Food collection – Village 5	Food Distribution Point B
3:00pm	Food collection – Villages 1, 2, 3, 4	Food Distribution Point A
3:00pm – 4:30pm	Mini-Expedition buses return (13 Apr, 15 Apr, and 17 Apr)	Bus Zone
3:00pm – 5:45pm	Adventure buses return	Bus Zone
4:30pm	Onsite activities conclude (PM session)	Onsite activity zones
6:00pm – 8:00pm	Dinner	Campsites for Units Dining Hall for Event Staff
7:00pm	Entertainment begins	Various
9:00pm	Entertainment concludes	Various
9:00pm	Hub closes for Joey Scouts, Cub Scouts and Scouts	Hub
9:30pm	Camp quiet time	Entire site



7 Villages

Village	Name	Colour	Badge
Village 1	Emu in the Sky	Orange	
Village 2	Orion the Hunter	Light Blue	
Village 3	The Southern Cross	Grey	
Village 4	Milky Way	Teal	
Village 5	The Seven Sister	Blue	



8 Lost Property


The Hub will be the central location for all lost property.

It is recommended that items are labelled with the person's name and Unit number so they can be returned.

9 Site map



*Subject to change



10 Menu

	APRIL 11 TUE	APRIL 12 WED	APRIL 13 THU	APRIL 14 FRI	APRIL 15 SAT	APRIL 16 SUN	APRIL 17 MON	APRIL 18 TUE	APRIL 19 WED
BREAKFAST	/	Cereal Baked beans & Spaghetti on Toast	Cereal Bacon Eggs Toast	Cereal Pancakes Berries Yoghurt Toast	Cereal Bacon Eggs Toast	Cereal Hash browns Scrambled eggs Toast	Cereal Bacon Eggs Toast	Cereal French Toast Berries	Cereal Toast Eggs Bacon
MORNING TEA	Fruit Muffins	Fruit Lamington	Fruit Popcorn Museli bar	Fruit Banana bread	Fruit Popcorn Museli bar	Fruit Muffin	Fruit Popcorn Museli bar	Fruit Sticky bun	Fruit Popcorn Museli bar
LUNCH	Grazing Platter	Ham, Salami & salad rolls	Ham, Salami & salad rolls	Ham, Salami & salad rolls	Ham, Salami & salad rolls	Ham, Salami & salad rolls	Ham, Salami & salad rolls	Sausage sizzle	Grazing Platter
AFTERNOON TEA	Fruit Popcorn Museli bar	Fruit Popcorn Museli bar	Fruit Shapes Tiny teddies	Fruit Popcorn Museli bar	Fruit Chips Sultana box	Fruit Shapes Tiny teddies	Fruit Shapes Sultana box	Fruit Pretzels	/
DINNER	Chilli con carne loaded potatoes	Teriyaki Beef with pasta & veggies	Chicken schnitzel, salad & mash	Hamburgers	Honey mustard chicken, veggies & mash	Nachos	Pasta bolognese with salad & garlic bread	Camp stew, garlic bread & mash	/
DESSERT	Pudding & ice cream	Cake & custard	Ice Cream	Custard & tinned fruit	Jelly & Ice Cream	Cake & custard	Apple pie & ice cream	Custard & tinned fruit	/
SUPPER	Milo Biscuit	Milo Biscuit	Milo Biscuit	Milo Biscuit	Milo Biscuit	Milo Biscuit	Milo Biscuit	Milo Biscuit	/

*Subject to change

11 Health & Wellbeing

Parents are encouraged to read through this section with their young person. To ensure a successful experience, it is essential that Scouts are well prepared in regard to personal hygiene.

11.1 Rest

Tiredness and fatigue can be real problems for a number of reasons. Fatigue causes irritability and arguments to increase, concentration to decrease and accidents to increase.

Being away from home for a long period of time, being in strange surroundings, over excitement, repeated early mornings/late than usual nights, constant activity, homesickness and pushing to do all of the activities often results in Scouts not gaining enough sleep or rest.

Fatigue symptoms are worse when combined with low blood sugar. If this is happening in your Unit it may be necessary to have a rest hour each day, given snacks in the late afternoon or have earlier 'lights out'.

11.2 Hydration

The combination of heat, sun and activity means that it is imperative for everyone to drink ample fluids on a regular basis each day. Dehydration can strike suddenly and viciously – both for youth and adults alike.

It is recommended that every person drinks at least 2-3 litres per day – but not soft drink, these should be kept to a minimum. Water, possibly with some flavour added or electrolyte drinks, fruit juices and hot/cold tea, coffee or Milo are better alternatives.

Unit sites will have a bulk water container filled and freely available to drink from as necessary.

Carrying a water bottle with you around the site is also a must.

11.3 Handwashing

Hand washing is a must. Each Unit will have a hand wash station somewhere and hand sanitiser available at the gate. Everyone must sanitise every time they enter and leave the gate.

Wash and sanitise hands before meals. Duty Patrol Leaders will distribute hand sanitiser to ensure it is used.

11.4 Washing and Showers

Unit members will be encouraged to get into a regular, daily washing routine whilst at OneCamp.

In general: it is important that Scouts are regularly using the toilet, showering every day, shampooing their hair, looking after their feet, eating properly, and cleaning their teeth. Particular attention must be paid to making sure that feet are properly washed and are completely dried to prevent infection. Remember that bacteria in faeces that reach the mouth via the hands cause gastroenteritis and/or food poisoning.


Hands need to be spotless while preparing food, and fingernails need to be kept short. The Patrol System will be used for a quick inspection of faces, hands, nails, knees, hair and ears each morning before breakfast. This can give a fair indication if personal hygiene is being attended to properly.

11.5 Care of personal gear

Particular attention will be paid to the tidiness of tents and clothing. It can be a real source of irritation for Scouts if they cannot find some of their possessions because others have left things in a mess, especially if they are tired.

Leaders will insist that tents and gear are always left neat and tidy. Uniforms should be hung in protective bags, and shoes kept off the ground to dry and air. Food and drink should never be consumed in the tent and never kept there.

Lollies pose a problem and Scouts should be encouraged to be extremely careful, especially with chocolate as it can make a terrible mess if forgotten or not properly stored. Leaders will regularly check to ensure that wet clothing and towels are not put in bags.



11.6 Medication management

All medication must be listed in the OneCamp registration system prior to OneCamp. This includes non-prescription medication such as Panadol – OneCamp Leaders cannot dispense such medication to Scouts if it is not listed as a medication on the Scouts' medication form. Leaders cannot administer any medications without the specific written permission and instructions from parents/guardians.

Parents/guardians are to supply all medication to be given to youth members to be packaged in Webster packs, Webster roll or similar. These are packaged by the pharmacy with the child's name, medication and direction as to the time and way to be given. This may take up to a week to dispense in this form, so make parents/guardians aware of this requirement early.

Medication without packaging and correct instructions cannot be given. If sending paracetamol, it must be in the box with the prescribed dose written on it.

Asthma puffers and EpiPen's should be carried by the youth member who requires it.

11.7 Updating your personal information

It is important that all medical and dietary information listed on the OneCamp Application system is up to date before OneCamp 2023.

To update your medical or dietary information, follow these steps:

1. Go to the OneCamp application system <https://applications.onecamp.com.au/>
2. Log in with the username and password of the participant you wish to update
3. Click on the medical tab
4. Check all information including the general medical statement, medications, allergies & dietary requirements are updated.
5. Save the page after any details have been amended.
6. Please ensure Next of kin details are updated.

If you are unable to locate the confirmation of registration email, please contact onecamp@scoutswa.com.au and our team will assist.



12 Suggested personal gear list

All items taken should be labelled with your name and Unit number. Please note that this is a recommended list and assumes Scouts will be hand washing their clothes during OneCamp.

Bedding

- 1 small inflatable mat
- 1 sleeping bag (April overnight temperatures can get down to 10°C)
- 1 cotton/silk inner sheet
- 1 pillow (inflatable suggested)

Clothing

- Scout Uniform shirt
- Scout Uniform pants
- 1 pair of comfortable walking shoes
- 1 pair of shoes for water/mud activities
- 1 pair of canvas shoes to wear to and from the showers
- 1 pair of thongs for the showers only
- 1 pair of swimmers
- Rash vest for swimming
- Collared t-shirts for the duration of the event (in addition to provided OneCamp shirt)
- 1 set of clothes for messy activities
- Pairs of shorts for the duration of the event
- 1 pair of lightweight long pants (not denim jeans)
- 1-2 pairs of pyjamas
- Socks and underwear for the duration of the event
- 1-2 jumpers/windcheaters
- 1 waterproof raincoat
- Broad brimmed / bucket style hat

Medication


- Personal medication, provided in a Webster pack (or similar) - please make sure that your Unit Health & Wellbeing Leader is aware of this, including any storage requirements, and that your details in the OneCamp application system are fully up to date.

Other

- Day pack
- Water bottle/s
- Re-usable lunch container that fits in your day pack
- Pens and small notebook
- Badges to swap (optional)
- 1 mess kit containing knife, fork, spoon, plate, bowl, cup in a breathable cloth dilly bag (not plastic)
- 1 packet of 10 chux wipes or similar (instead of tea towels)
- 1 small torch and spare batteries
- Plastic bags for dirty clothes
- 6-8 clothing pegs
- 2 towels (one for water activities/beach)
- Sunglasses
- Book(s), magazines
- A deck of cards
- An inexpensive or disposable camera with spare batteries – optional

Personal items

- Soap (in container)
- Toothbrush and toothpaste
- Comb/brush
- Small moisturising cream
- Face washer
- Shampoo/conditioner
- Sunscreen
- Roll on insect repellent
- Roll on deodorant
- **NO spray products as these may damage tents and affect some people.**
- Sanitary products
- Small personal first aid kit
- **At least three (3) face masks to meet standard COVID-19 requirements (as a back-up in case government regulations change at short notice and face masks become mandatory during the event)**
- Hand sanitiser in a container that can be attached to your day bag using a carabiner



13 Mobile devices

It is the responsibility of Unit Councils (the Unit Leader, Patrol Leaders and adult Leaders in each Unit) to determine how mobile devices at OneCamp 2023.

A sample Unit Code for mobile devices at OneCamp 2023 is below. Please note this is a sample only and each OneCamp Unit Council (Unit Leader, Patrol Leaders and adult Leaders) is encouraged to create their own Unit Code for mobile devices.

PLAN>

- We have planned a way of charging our devices
- We have arranged how these devices will be stored at camp
- We have decided when devices will be available for use, and when they'll be locked away
- We have communicated our plan for mobile devices to our OneCamp Unit

DO>

- We respect our fellow Scouts' privacy and do not take or post unwanted images
- We are present at OneCamp and not here on our devices
- We treat our fellow Scouts' devices with respect
- We respect our OneCamp Leader's discretion when it comes to our devices
- We take responsibility for any lost, damaged or stolen devices and take precautionary methods to prevent such occurrences

REVIEW>

- Phone usage is reviewed at Unit Council

14 Program

You can discover the OneCamp Program online at www.onecamp.com.au.

A program guide will be distributed before OneCamp.

14.1 Activity waivers

Some activities will require a waiver. Participants will be contacted directly if required to complete a waiver.

14.2 Mini Expeditions

Each Scout participant will go on a Mini Expedition as part of their OneCamp experience. The Mini Expedition is an overnight offsite activity. Scouts will need to pack their overnight equipment in a backpack to take with them on their Mini Expedition.

Accommodation will be provided for all Mini Expeditions, except for the Dwellingup Mini Expedition. Scouts going on the Dwellingup Mini Expedition will need to bring their own hiking tent for their one-night stay in Dwellingup.

Scouts will need to pack the following items for their Mini Expedition:

- Change of clothes
- Sleeping bag
- Sleeping mat
- Toiletries
- Hat and sunscreen
- Small personal first aid kit
- Dilly bag
- Rain jacket
- Towel
- Reef shoes (for Sailing School, River Explorer)
- Bathers (for Dwellingup, MAC Attack, Sailing School, Survival Challenge)
- Hiking tent (for Dwellingup only).

15 Merchandise

Merchandise will be available for collection on Saturday 1st April from 9am-4pm at Scouts WA Head Office, 133 Scarborough Beach Road Mount Hawthorn.

Park is available on Hobart Street, Mount Hawthorn or at the Hawaiian Mez shopping complex – access from Flinders Street, Mount Hawthorn.

Merchandise will only be handed out to family members only.

If you are unable to attend this collection date, merchandise will be distributed onsite at OneCamp.

15.1 Shop

The onsite OneCamp shop will have a range of items for sale. EFTPOS and cash sales will be available at the shop.

These items will include:

- Polo shirts
- Tee shirts
- Purple hoodies
- Drink bottles
- Badges
- Towels
- Drinks
- Snacks.

There will also be items that weren't for pre-order. More details about these items will be available before the event.

16 Travel arrangements

Travel arrangements will be communicated to participants via email and the OneCamp online event management system.



Feeling safe in Scouting



All members have the right!

Tell an adult if you experience **ANYTHING** that makes you feel unsafe or unsure



I know five adults that are my safe place and I can tell them anything

Everyone here will do their best to make you feel safe and cared for



My body is my body and it belongs to me... I can say **NO** to any type of touch – all of my body is my private business

Secrets that make me feel bad or uncomfortable are not safe... I can tell my safe people straight away



If you are scared... if someone hurt your body... if someone makes you feel very sad – talk to your safe place people



How you feel is important and we will always listen

If I see something that makes me or someone else feel unsafe, I can tell my safe place people

