




# **Joey Scout & Cub Scout Participant Handbook**

**Version 1.0**

# 1 Contents

1	Contents.....	2
2	Welcome to OneCamp 2023 - Eclipse .....	3
2.1	Contact.....	3
3	Promise and Law.....	4
4	OneCamp Units.....	5
5	Youth Leading, Adult Supporting.....	7
5.1	Unit Leader .....	7
5.2	Patrol Leader .....	7
6	Daily Schedule.....	8
7	Villages.....	9
8	Lost Property .....	10
9	Site map .....	10
10	Menu .....	11
11	Health & Wellbeing.....	11
11.1	Rest.....	11
11.2	Hydration.....	12
11.3	Handwashing.....	12
11.4	Washing and Showers.....	12
11.5	Care of personal gear .....	12
11.6	Medication management.....	13
11.7	Updating your personal information .....	13
12	Suggested personal gear list.....	14
13	Mobile devices.....	15
14	Program.....	15
14.1	Activity waivers.....	15
14.2	Mini Expeditions .....	15
15	Merchandise .....	16
15.1	Shop.....	16
16	Travel arrangements.....	16
17	Feeling safe in Scouting .....	17



## 2 Welcome to OneCamp 2023 - Eclipse

We're counting down the days till hundreds of young people descend on Swan Valley Adventure Centre for OneCamp 2023 - Eclipse!

We've had an outstanding response to the event, with 170 Joey Scouts, 480 Cub Scouts, 570 Scouts, 200 Venturer Scouts and 20 Rover Scouts from WA, Girl Guides and interstate. Plus, we've got a huge 470 adults who will be supporting everyone throughout their OneCamp experience.

Western Australia is the best place on the planet to see the total solar eclipse in April 2023! Just as the sun, moon and earth align, OneCamp 2023 – Eclipse will unite our age sections as we share out-of-this-world Scout adventures.

Participants will have the chance to embrace all that Scouting has to offer. The exciting part is building your own program to experience all OneCamp has to offer. Venturer Scouts and Rover Scouts get the opportunity to head off on a range of Expeditions - watching the staircase to the moon in Broome, exploring the region of Dwellingup or seeing the cute Quokkas on Rottnest, imagine sailing the open seas on the Leeuwin Sail Training Ship or heading down to Esperance & Albany. The Scouts are lucky to embark on a Mini Expedition to focus on sailing, paddling, science, and Innovation, hiking or outdoor adventure skills.

Back on site we have a range of activities from exploring different Special Interest Areas, Outdoor Adventure Skills and don't forget the evening entertainment.

The entire program has been put together by our Design Squad – a group of Scouts WA youth members from across Western Australia!

Thanks for joining us on our first ever all sections camp.

We can't wait to see you onsite at OneCamp 2023 - Eclipse!

Yours in Scouting,

OneCamp Event Team

### 2.1 Contact

Please direct all questions to your OneCamp Line Leader in the first instance, and then [onecamp@scoutswa.com.au](mailto:onecamp@scoutswa.com.au) if further assistance is required.

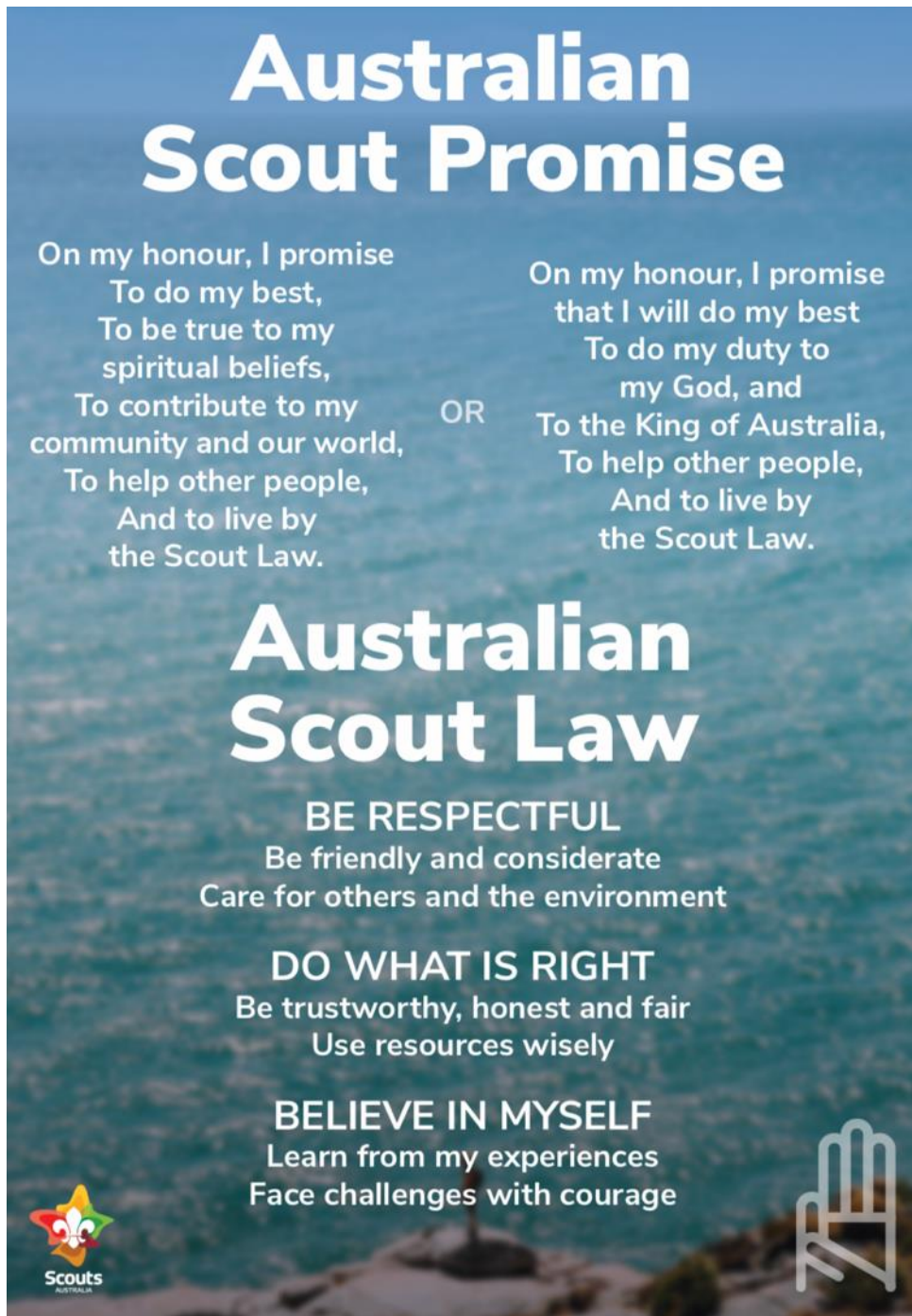
The [onecamp@scoutswa.com.au](mailto:onecamp@scoutswa.com.au) email address will be operational throughout the event and will be monitored on a daily basis by the Event Team

You can contact us during the event by calling the Event Operations Centre on **08 6240 7777**.



### 3 Promise and Law

Joey Scouts and Cub Scouts are reminded that the Scout Promise and Law always applies at OneCamp 2023 – Eclipse.

A poster with a blue background featuring a blurred image of a beach and ocean. The text is white and centered. At the bottom left is the Scouts Australia logo, and at the bottom right is a white line-art icon of a hand.

# Australian Scout Promise

On my honour, I promise  
To do my best,  
To be true to my  
spiritual beliefs,  
To contribute to my  
community and our world,  
To help other people,  
And to live by  
the Scout Law.

OR




On my honour, I promise  
that I will do my best  
To do my duty to  
my God, and  
To the King of Australia,  
To help other people,  
And to live by  
the Scout Law.

# Australian Scout Law

**BE RESPECTFUL**  
Be friendly and considerate  
Care for others and the environment


**DO WHAT IS RIGHT**  
Be trustworthy, honest and fair  
Use resources wisely

**BELIEVE IN MYSELF**  
Learn from my experiences  
Face challenges with courage




## 4 OneCamp Units

Village One	Emu in the Sky	Units 101-104
101	James Clarke	Midland Scout Group Mundaring Scout Group Gidgegannup Scout Group
102	Mike Everitt	Geraldton Scout Group Hern Hill Scout Group Darlington Scout Group Mindarie Scout Group
103	Colin Schotte	Ballajura Scout Group Beechboro Scout Group Bullsbrook Scout Group Carramar Scout Group Woorree Scout Group
104	Gavin Aspinall	Butler Scout Group Ellenbrook Scout Group Wanneroo Scout Group
Village Two	Orion the Hunter	Units 201-203
201	Dani Hage	Cambridge Scout Group Karratha Scout Group
202	Grant Coopes	Floreat Scout Group Pelican Pt Scout Group Duncraig Scout Group
203	Lee Hutcheson	Cottesloe Scout Group Newman Scout Group Subiaco Scout Group
Village Three	The Southern Cross	Units 301-308
301	Kevin Burbidge	Bayswater Sea Scout Group 1 <sup>st</sup> Darwin Sea Scout Group
302	Sarah Hamilton	Hampton Park Scout Group Buddha's Light International Association Scout Group VIC
303	Amanda Abbott	Northam Scout Group WA Lone Scout Group Walliston Scout Group
304	Travis Creusot	Gingin Scout Group Kalamunda Scout Group
305	Tonia Barker	Greenwood Scout Group Beldon Scout Group Mullaloo Scout Group Karrinyup Scout Group
306	Gordon Dorant	Kinross Scout Group Kununurra Scout Group Wembley Downs Scout Group
307	Craig Symons	Daniella Scout Group Hamersley Scout Group Joondalup Scout Group North Beach Scout Group Scarborough Scout Group
308	Graeme Stickland	Warwick Scout Group Padbury Scout Group



Village Four	The Milky Way	Units 401-408
401	Melissa McCabe	Baldivis Scout Group Manjimup Scout Group Maddington Scout Group Busselton Sea Scout Group Southern River Scout Group
402	Kaylene Bellotti	Liddelow Scout Group Margaret River Scout Group
404	Michaela Raccenello	Donnybrook Scout Group Kwinana Scout Group Warnbro Scout Group VIC Eden Hills - SA
405	Nina Salib	Bibra Lake Scout Group Bunbury Sea Scout Group
406	Michael Smithers Stephen Foulis	Atwell Scout Group Byford Scout Group Roleystone Scout Group
407	Pete Edwards	Carey Park Scout Group Armadale Scout Group Collie Scout Group Fremantle Sea Scout Group Kelmscott Scout Group Westfield Scout Group Leschenault Scout Group
408	Colleen Grant	Girl Guides
Village Five	The Seven Sisters	Unit 501 – 508
501	Vanessa Ormonde Lisa Goddard	Salter Point Sea Scout Group Canning Sea Scout Group Whaleback Scout Group NSW
502	Nicole Smith	Riverton Scout Group Esperance Scout Group DMK
503	Brenda Clarke	Boulder Scout Group Rossmoyne Scout Group Victoria Park Scout Group
504	John Patten	Willetton Scout Group Carlisle Scout Group
505	Miles Ebert	Waylen Bay Scout Group Plantagenet Scout Group
506	Hayley King	Bullcreek Leeming Scout Group Attadale Scout Group Albany Scout Group
507	Cristina Coelho	Bateman Winthrop Scout Group Falcon Scout Group Willagee Kardinya Scout Group SA
508	Ella Maesepp	Katanning Scout Group Mandurah Scout Group Denmark Scout Group TAS



## 5 Youth Leading, Adult Supporting

There are two roles specifically for young people in every OneCamp Unit – Patrol Leaders and a Unit Leader. A Unit Leader will be a member of a Patrol – they could even be a Patrol Leader too!


These role descriptions are intended as a guide. The OneCamp Unit Council should be involved in decisions around how roles are allocated within the OneCamp Unit.

### 5.1 Unit Leader

<b>Position:</b>	Unit Leader
<b>Type:</b>	This position is for a Youth Member
<b>Plan&gt;</b>	<ul style="list-style-type: none"><li>▪ Participate and represent their Unit in pre-OneCamp events, such as online briefings or site visits.</li><li>▪ Assist the adult Leaders in developing a Unit-based approach to the event (e.g. Unit code of conduct).</li></ul>
<b>Do&gt;</b>	<ul style="list-style-type: none"><li>▪ Run meetings of the Unit Council whilst at OneCamp</li><li>▪ Attend meetings with other Unit Leaders and the OneCamp Event Team to communicate feedback for improving the event.</li><li>▪ Be a member of a Patrol and fully participate in the OneCamp Program.</li><li>▪ Assist the adult Leaders in improving and adapting the Unit's approach to the camp, providing a youth perspective to the running of the Unit.</li><li>▪ Be an exemplary role model for all those in your OneCamp Unit.</li></ul>
<b>Review&gt;</b>	<ul style="list-style-type: none"><li>▪ Support the Review&gt; process in their OneCamp Unit.</li><li>▪ Review their experience as a Unit Leader to inform future events (super important as appointed Scouts will be the inaugural OneCamp Unit Leaders).</li></ul>


### 5.2 Patrol Leader

<b>Position:</b>	Patrol Leader
<b>Type:</b>	This position is for a Youth Member
<b>Plan&gt;</b>	<ul style="list-style-type: none"><li>▪ Attend the online pre-OneCamp Patrol Leader briefing on Zoom.</li><li>▪ Organise a Patrol meeting (face-to-face or online) to decide the Patrol's activity preferences.</li><li>▪ Submit the Patrol's activity preferences by the deadline.</li></ul>
<b>Do&gt;</b>	<ul style="list-style-type: none"><li>▪ Attend Unit Council meetings.</li><li>▪ Support your Patrol to undertake Duty Patrol responsibilities on the specified day.</li><li>▪ Fully participate in the OneCamp Program.</li><li>▪ Be an exemplary role model for all those in your OneCamp Unit.</li></ul>
<b>Review&gt;</b>	<ul style="list-style-type: none"><li>▪ Support the Review&gt; process in their Patrol (e.g. encourage Patrol members to update Terrain after OneCamp).</li></ul>








## 6 Daily Schedule


Time	Activity	Location
6:30am – 8:00am	Breakfast	Campsites for Units Dining Hall for Event Staff
8:00am	Hub opens	Hub
8:00am	Onsite activities commence (AM session)	Onsite activity zones
9:15am	Amazing Race buses depart (Cub Scouts only)	Bus Zone
10:00am	Line Leader meeting	Event HQ
11:30am	Onsite activities conclude (AM session)	Onsite activity zones
11:30pm-1.00pm	Lunch	Campsites for Units Dining Hall for Event Staff
1:00pm	Onsite activities commence (PM session)	Onsite activity zones
2:00pm	Food collection – Village 5	Food Distribution Point B
3:00pm	Food collection – Villages 1, 2, 3, 4	Food Distribution Point A
5:00pm	Amazing Race buses return (Cub Scouts only)	Bus Zone
4:30pm	Onsite activities conclude (PM session)	Onsite activity zones
6:00pm – 8:00pm	Dinner	Campsites for Units Dining Hall for Event Staff
7:00pm	Entertainment begins	Various
9:00pm	Entertainment concludes	Various
9:00pm	Hub closes for Joey Scouts, Cub Scouts and Scouts	Hub
9:30pm	Camp quiet time	Entire site





## 7 Villages

Village	Name	Colour	Badge
Village 1	Emu in the Sky	Orange	 A badge for Village 1 featuring an orange border. The central image shows an emu in the sky with the text "EMU IN THE SKY" above it. Below the image is a circular logo with "Eclipse '23" and "VILLAGE" around it.
Village 2	Orion the Hunter	Light Blue	 A badge for Village 2 featuring a light blue border. The central image shows the Orion constellation with the text "ORION THE HUNTER" above it. Below the image is a circular logo with "Eclipse '23" and "VILLAGE" around it.
Village 3	The Southern Cross	Grey	 A badge for Village 3 featuring a grey border. The central image shows the Southern Cross constellation with the text "THE SOUTHERN CROSS" above it. Below the image is a circular logo with "Eclipse '23" and "VILLAGE" around it.
Village 4	Milky Way	Teal	 A badge for Village 4 featuring a teal border. The central image shows the Milky Way galaxy with the text "MILKY WAY" above it. Below the image is a circular logo with "Eclipse '23" and "VILLAGE" around it.
Village 5	The Seven Sister	Blue	 A badge for Village 5 featuring a blue border. The central image shows the Seven Sisters constellation with the text "THE SEVEN SISTERS" above it. Below the image is a circular logo with "Eclipse '23" and "VILLAGE" around it.



## 8 Lost Property


The Hub will be the central location for all lost property.

It is recommended that items are labelled with the person's name and Unit number so they can be returned.




## 9 Site map



*\*Subject to change*



## 10 Menu

ONE CAMP <b>Eclipse '23</b>		<b>MENU</b>							
	APRIL 11 TUE	APRIL 12 WED	APRIL 13 THU	APRIL 14 FRI	APRIL 15 SAT	APRIL 16 SUN	APRIL 17 MON	APRIL 18 TUE	APRIL 19 WED
 BREAKFAST	/	Cereal Baked beans & Spaghetti on Toast	Cereal Bacon Eggs Toast	Cereal Pancakes Berries Yoghurt Toast	Cereal Bacon Eggs Toast	Cereal Hash browns Scrambled eggs Toast	Cereal Bacon Eggs Toast	Cereal French Toast Berries	Cereal Toast Eggs Bacon
 MORNING TEA	Fruit Muffins	Fruit Lamington	Fruit Popcorn Museli bar	Fruit Banana bread	Fruit Popcorn Museli bar	Fruit Muffin	Fruit Popcorn Museli bar	Fruit Sticky bun	Fruit Popcorn Museli bar
 LUNCH	Grazing Platter	Ham, Salami & salad rolls	Ham, Salami & salad rolls	Ham, Salami & salad rolls	Ham, Salami & salad rolls	Ham, Salami & salad rolls	Ham, Salami & salad rolls	Sausage sizzle	Grazing Platter
 AFTERNOON TEA	Fruit Popcorn Museli bar	Fruit Popcorn Museli bar	Fruit Shapes Tiny teddies	Fruit Popcorn Museli bar	Fruit Chips Sultana box	Fruit Shapes Tiny teddies	Fruit Shapes Sultana box	Fruit Pretzels	/
 DINNER	Chilli con carne loaded potatoes	Teriyaki Beef with pasta & veggies	Chicken schnitzel, salad & mash	Hamburgers	Honey mustard chicken, veggies & mash	Nachos	Pasta bolognese with salad & garlic bread	Camp stew, garlic bread & mash	/
 DESSERT	Pudding & ice cream	Cake & custard	Ice Cream	Custard & tinned fruit	Jelly & Ice Cream	Cake & custard	Apple pie & ice cream	Custard & tinned fruit	/
 SUPPER	Milo Biscuit	Milo Biscuit	Milo Biscuit	Milo Biscuit	Milo Biscuit	Milo Biscuit	Milo Biscuit	Milo Biscuit	/

\*Subject to change

## 11 Health & Wellbeing

Parents are encouraged to read through this section with their young person. To ensure a successful experience, it is essential that Scouts are well prepared in regard to personal hygiene.

### 11.1 Rest

Tiredness and fatigue can be real problems for a number of reasons. Fatigue causes irritability and arguments to increase, concentration to decrease and accidents to increase.

Being away from home for a long period of time, being in strange surroundings, over excitement, repeated early mornings/late than usual nights, constant activity, homesickness and pushing to do all of the activities often results in Scouts not gaining enough sleep or rest.

Fatigue symptoms are worse when combined with low blood sugar. If this is happening in your Unit it may be necessary to have a rest hour each day, given snacks in the late afternoon or have earlier 'lights out'.

## 11.2 Hydration

The combination of heat, sun and activity means that it is imperative for everyone to drink ample fluids on a regular basis each day. Dehydration can strike suddenly and viciously – both for youth and adults alike.

It is recommended that every person drinks at least 2-3 litres per day – but not soft drink, these should be kept to a minimum. Water, possibly with some flavour added or electrolyte drinks, fruit juices and hot/cold tea, coffee or Milo are better alternatives.

Unit sites will have a bulk water container filled and freely available to drink from as necessary.

Carrying a water bottle with you around the site is also a must.

## 11.3 Handwashing

Hand washing is a must. Each Unit will have a hand wash station somewhere and hand sanitiser available at the gate. Everyone must sanitise every time they enter and leave the gate.

Wash and sanitise hands before meals. Duty Patrol Leaders will distribute hand sanitiser to ensure it is used.

## 11.4 Washing and Showers

Unit members will be encouraged to get into a regular, daily washing routine whilst at OneCamp.

In general: it is important that Scouts are regularly using the toilet, showering every day, shampooing their hair, looking after their feet, eating properly, and cleaning their teeth. Particular attention must be paid to making sure that feet are properly washed and are completely dried to prevent infection. Remember that bacteria in faeces that reach the mouth via the hands cause gastroenteritis and/or food poisoning.


Hands need to be spotless while preparing food, and fingernails need to be kept short. The Patrol System will be used for a quick inspection of faces, hands, nails, knees, hair and ears each morning before breakfast. This can give a fair indication if personal hygiene is being attended to properly.

## 11.5 Care of personal gear

Particular attention will be paid to the tidiness of tents and clothing. It can be a real source of irritation for Scouts if they cannot find some of their possessions because others have left things in a mess, especially if they are tired.

Leaders will insist that tents and gear are always left neat and tidy. Uniforms should be hung in protective bags, and shoes kept off the ground to dry and air. Food and drink should never be consumed in the tent and never kept there.

Lollies pose a problem and Scouts should be encouraged to be extremely careful, especially with chocolate as it can make a terrible mess if forgotten or not properly stored. Leaders will regularly check to ensure that wet clothing and towels are not put in bags.



## 11.6 Medication management

All medication must be listed in the OneCamp registration system prior to OneCamp. This includes non-prescription medication such as Panadol – OneCamp Leaders cannot dispense such medication to Scouts if it is not listed as a medication on the Scouts' medication form. Leaders cannot administer any medications without the specific written permission and instructions from parents/guardians.

**Parents/guardians are to supply all medication to be given to youth members to be packaged in Webster packs, Webster roll or similar.** These are packaged by the pharmacy with the child's name, medication and direction as to the time and way to be given. This may take up to a week to dispense in this form, so make parents/guardians aware of this requirement early.

Medication without packaging and correct instructions cannot be given. If sending paracetamol, it must be in the box with the prescribed dose written on it.

Asthma puffers and EpiPen's should be carried by the youth member who requires it.


## 11.7 Updating your personal information

It is important that all medical and dietary information listed on the OneCamp Application system is up to date before OneCamp 2023.

To update your medical or dietary information, follow these steps:

1. Go to the OneCamp application system <https://applications.onecamp.com.au/>
2. Log in with the username and password of the participant you wish to update
3. Click on the medical tab
4. Check all information including the general medical statement, medications, allergies & dietary requirements are updated.
5. Save the page after any details have been amended.
6. Please ensure Next of kin details are updated.

If you are unable to locate the confirmation of registration email, please contact [onecamp@scoutswa.com.au](mailto:onecamp@scoutswa.com.au) and our team will assist.



## 12 Suggested personal gear list

All items taken should be labelled with your name and Unit number. Please note that this is a recommended list and assumes Scouts will be hand washing their clothes during OneCamp.

### Bedding

- 1 small inflatable mat
- 1 sleeping bag (April overnight temperatures can get down to 10°C)
- 1 cotton/silk inner sheet
- 1 pillow (inflatable suggested)

### Clothing

- Scout Uniform shirt
- Scout Uniform pants
- 1 pair of comfortable walking shoes
- 1 pair of shoes for water/mud activities
- 1 pair of canvas shoes to wear to and from the showers
- 1 pair of thongs for the showers only
- 1 pair of swimmers
- Rash vest for swimming
- Collared t-shirts for the duration of the event (in addition to provided OneCamp shirt)
- 1 set of clothes for messy activities
- Pairs of shorts for the duration of the event
- 1 pair of lightweight long pants (not denim jeans)
- 1-2 pairs of pyjamas
- Socks and underwear for the duration of the event
- 1-2 jumpers/windcheaters
- 1 waterproof raincoat
- Broad brimmed / bucket style hat

### Medication


- Personal medication, provided in a Webster pack (or similar) - please make sure that your Unit Health & Wellbeing Leader is aware of this, including any storage requirements, and that your details in the OneCamp application system are fully up to date.

### Other

- Day pack
- Water bottle/s
- Re-usable lunch container that fits in your day pack
- Pens and small notebook
- Badges to swap (optional)
- 1 mess kit containing knife, fork, spoon, plate, bowl, cup in a breathable cloth dilly bag (not plastic)
- 1 packet of 10 chux wipes or similar (instead of tea towels)
- 1 small torch and spare batteries
- Plastic bags for dirty clothes
- 6-8 clothing pegs
- 2 towels (one for water activities/beach)
- Sunglasses
- Book(s), magazines
- A deck of cards
- An inexpensive or disposable camera with spare batteries – optional

### Personal items

- Soap (in container)
- Toothbrush and toothpaste
- Comb/brush
- Small moisturising cream
- Face washer
- Shampoo/conditioner
- Sunscreen
- Roll on insect repellent
- Roll on deodorant
- **NO spray products as these may damage tents and affect some people.**
- Sanitary products
- Small personal first aid kit
- **At least three (3) face masks to meet standard COVID-19 requirements (as a back-up in case government regulations change at short notice and face masks become mandatory during the event)**
- Hand sanitiser in a container that can be attached to your day bag using a carabiner



## 13 Mobile devices

It is the responsibility of Unit Councils (the Unit Leader, Patrol Leaders and adult Leaders in each Unit) to determine how mobile devices at OneCamp 2023.

A sample Unit Code for mobile devices at OneCamp 2023 is below. Please note this is a sample only and each OneCamp Unit Council (Unit Leader, Patrol Leaders and adult Leaders) is encouraged to create their own Unit Code for mobile devices.

### PLAN>

- We have planned a way of charging our devices
- We have arranged how these devices will be stored at camp
- We have decided when devices will be available for use, and when they'll be locked away
- We have communicated our plan for mobile devices to our OneCamp Unit

### DO>

- We respect our fellow Scouts' privacy and do not take or post unwanted images
- We are present at OneCamp and not here on our devices
- We treat our fellow Scouts' devices with respect
- We respect our OneCamp Leader's discretion when it comes to our devices
- We take responsibility for any lost, damaged or stolen devices and take precautionary methods to prevent such occurrences

### REVIEW>

- Phone usage is reviewed at Unit Council

## 14 Program

You can discover the OneCamp Program online at [www.onecamp.com.au](http://www.onecamp.com.au).

A program guide will be distributed before OneCamp.

### 14.1 Activity waivers

Some activities will require a waiver. Participants will be contacted directly if required to complete a waiver.

### 14.2 Mini Expeditions

Each Scout participant will go on a Mini Expedition as part of their OneCamp experience. The Mini Expedition is an overnight offsite activity. Scouts will need to pack their overnight equipment in a backpack to take with them on their Mini Expedition.

Accommodation will be provided for all Mini Expeditions, except for the Dwellingup Mini Expedition. Scouts going on the Dwellingup Mini Expedition will need to bring their own hiking tent for their one-night stay in Dwellingup.

Scouts will need to pack the following items for their Mini Expedition:

- Change of clothes
- Sleeping bag
- Sleeping mat
- Toiletries
- Hat and sunscreen
- Small personal first aid kit
- Dilly bag
- Rain jacket
- Towel
- Reef shoes (for Sailing School, River Explorer)
- Bathers (for Dwellingup, MAC Attack, Sailing School, Survival Challenge)
- Hiking tent (for Dwellingup only).

## 15 Merchandise

Merchandise will be available for collection on Saturday 1<sup>st</sup> April from 9am-4pm at Scouts WA Head Office, 133 Scarborough Beach Road Mount Hawthorn.

Park is available on Hobart Street, Mount Hawthorn or at the Hawaiian Mez shopping complex – access from Flinders Street, Mount Hawthorn.

Merchandise will only be handed out to family members only.

If you are unable to attend this collection date, merchandise will be distributed onsite at OneCamp.

### 15.1 Shop

The onsite OneCamp shop will have a range of items for sale. EFTPOS and cash sales will be available at the shop.


These items will include:

- Polo shirts
- Tee shirts
- Purple hoodies
- Drink bottles
- Badges
- Towels
- Drinks
- Snacks.

There will also be items that weren't for pre-order. More details about these items will be available before the event.

## 16 Travel arrangements

Travel arrangements will be communicated to participants via email and the OneCamp event online application system.





# Feeling safe in Scouting



All members have the right!

Tell an adult if you experience **ANYTHING** that makes you feel unsafe or unsure



I know five adults that are my safe place and I can tell them anything

Everyone here will do their best to make you feel safe and cared for



My body is my body and it belongs to me... I can say **NO** to any type of touch – all of my body is my private business

Secrets that make me feel bad or uncomfortable are not safe... I can tell my safe people straight away



If you are scared... if someone hurt your body... if someone makes you feel very sad – talk to your safe place people



How you feel is important and we will always listen

If I see something that makes me or someone else feel unsafe, I can tell my safe place people

